


Schoonhut's HUMPTY DUMPTY CIRCUS TOYS



HUMPTY DUMPTY CIRCUS—For boys and girls ages 4 to 14. Happy are the childhood memories of those who played with the most wonderful toy of all, "The Humpty Dumpty Circus." Jointed wooden figures (measuring 6½" tall) of colorful clowns and animals together with props, offer a challenge to children's ingenuity for making the performers do endless balancing acts. A product of lasting quality. A circus right at home all year round.

A 12-20 HUMPTY DUMPTY CIRCUS TENT\$5.00

Designed especially for Humpty Dumpty performers. White drill tent with gay candy striped top, decorated with American flags. Has open front and curtained entrance doorway in back. Mounted on a 15 x 22" wooden framed base, the tent measures 23" high and has two swinging trapeze bars for the spectacular performers. Performers etc. not included—see below. Ship. wt. 6 lbs.

B 3-27 HUMPTY DUMPTY "PARADE SET" Ship. wt. 10 lbs.\$25.00



Consists of elephant, donkey, 2 clowns, cowboy, cowpony, 2 highschool horses, chair, ladder, pedestal, barrel, circus ring, ball, weights, 2 flags, lasso and corral. Tent not included. See above.

C 3-26 HUMPTY DUMPTY "MAIN RING SET" Ship. wt. 7 lbs.\$15.00

Has elephant, donkey, 2 clowns, highschool horse, chair, ladder, barrel, circus ring and ball.


D 3-25 ELEPHANT-HORSE SET Ship. wt. 5 lbs.\$10.00

With elephant, clown, highschool horse, chair, 2 ladders, tub, barrel, ball and weights.



E 3-40 BILL DING CLOWNS\$3.00

(4 yrs. up)—Fourteen wooden clowns, in gay colors, whose notched shoulders, feet, arms and heads make it easy to build them into acrobatic pyramids and varied figures, in a circus-like manner. Ship. wt. 3 lbs.



3-78 Clown \$2.20

3-136 Highschool Horse \$3.00


Individual figures. Ship. wt. 1 lb. each.

3-135 Cow pony \$3.00

3-92 Elephant \$2.75




3-83 Cowboy \$2.75

3-101 Donkey \$2.75





A 11-3 AUTO FERRY BOAT WITH CARS (Exclusive) \$10.00

(3 to 6 yrs.)—It's such fun to own and operate a ferry boat, collecting fares for automobiles and passengers. This sturdy model ferry boat is mounted on small wooden wheels for easy floor navigation. Solid wooden hull with plywood super structure in natural varnished finish with red and blue trim, measures 22" overall. A cargo of four small all-metal cars (3 with wind-up spring motors) are included. Ship. wt. 10 lbs.




B 4-66 MECHANICAL LIGHT-HOUSE SET (Imported) . . \$2.50

(4 yrs. up) An amusing wind-up toy consisting of a tiny boat that travels upon a wavy ocean, automatically reversing at each end of its channel course while the lighthouse blinks its warning. Made entirely of metal, 1 3/4" x 15" long. Ship. wt. 2 lbs.




C 4-61 MECHANICAL OIL TANKER (Imported) . . . \$12.95

(4 yrs. up) The skipper of this fast, trim looking ocean going oil tanker winds up the vessel's excellent spring motor and she is ready for a long voyage. Fine quality workmanship and material make this a long lasting water toy. All metal with baked enamel finish in red, black, white and green. Two life boats swing on davits and pennants fly from her mastheads. Hull measures 20" long. Ship. wt. 5 lbs.



D 4-71 MECHANICAL YACHT (Imported) \$12.95

(4 yrs. up) Any young sea captain would be proud of this beautiful luxury passenger liner. Her well made, well designed all metal hull, measuring 20" long, fairly glistens with a spotless white paint and blue trim. She's fast too! Powered by a strong, long running spring motor. Four life boats swing on davits. Ship. wt. 5 lbs.



E 4-41 TOMIC ROCKET \$3.25

(4 to 6 yrs.)—A fifteen inch red and white plastic rocket that is wound up to speed along the floor emitting flint sparks from its exhaust as it goes, plus a rocket like whining sound. (We cannot sell cap pistol caps but where available they may be used with toy to suggest an explosion). Ship. wt. 3 lbs.

for a perfect 3 point landing. Being all plastic, it's good for the green pilot. See Kit below. Ship. wt. 2 lbs.

60-17 ACCESSORIES KIT FOR ABOVE PLANE. . \$2.25

Consisting of fuel, pouring spout, fueling tube, connector clip, wires and battery. Ship. wt. 4 lbs.

G 19-113 FLYING HELICOPTER (Imported) \$3.95

Suspended under the triple 9" long propeller blades in typical helicopter fashion is the 11" shiny metal fuselage of this new and fascinating performer. It flies, glides, circles and does tricks. Simply place the helicopter on the end of the propulsion stick and by pulling the handle down, the blades are made to rotate, lifting the plane into flight. Ship. wt. 4 lbs.

F 12-15 AEROMITE AIRPLANE \$9.95


(12 yrs. up) A ready to fly all plastic model plane with 17" wingspan, a real one cylinder engine and flight control unit. Plane handled from the ground. Stout linen threads attached to the elevator make it easy to control.

H 3-79 SKYRO PLANE \$3.00

(7 yrs. up) Something new and interesting to those kite fliers. A silvery, half-ounce plane with revolving wings that spread 18". Flight is



and reel in the hands of the flyer. Its ceiling is limited only by the length of the thread. 210' included but with additional thread it can, with a favorable breeze, easily and gracefully climb to



MODEL SETS — (All ages) — Scale models of famous trains and aircraft for fans and collectors. These famous Strom-Becker solid wood model assembly kits contain ready shaped, precision machined wood parts of western pine; sandpaper and glue for assembling and smoothing; decals in authentic detail for decoration; and complete chart and diagram instructions. Ideal for model collections, knick-knack shelves, desk or mantel ornamentation, model building competitions.

A 19-66 HISTORICAL TRAINS (Kit) \$3.25
Pioneer Train, Dewitt Clinton, William Gallo-way. Ship. wt. 4 lbs.

B 3-129 SIX PLANE ASSORTMENT (Kit) \$5.35
Lockheed P-80 Shooting Star, Douglas Skyrocket, Northrop P-61C (Black Widow), Lockheed Interceptor Fighter, DC-6 Flagship, Piper Cub Super Seascout. Ship. wt. 3 lbs.

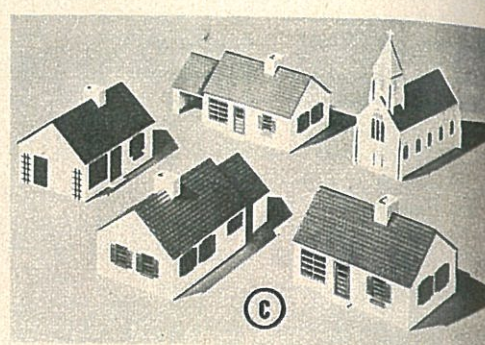

C 4-70 PLASTIC SKYLINE VILLAGE \$4.95
(4 yrs. up)—A colorful set of 5 plastic structures (4 houses and 1 church) measuring 4 1/4" high with church spire 8 3/4" high. Houses have removable roofs for interior play. Set makes an excellent railroad accessory, Christmas decoration, automobile center, etc. Ship. wt. 6 lbs.

D 4-56 MODEL VILLAGE \$6.00
(3 to 6 yrs.)—This has been a favorite with children for a long, long time . . . mostly because it's easy to use, easy to play with. The little village complete with all types of houses, a factory, school, roadside restaurant, barn, store, gas station, church, (16 wooden structures in all), 6 house plots, 4 "brick" wall sets, 3 trees and 3 tiny wooden trucks offer endless play-situations for children's amusement. Ship. wt. 9 lbs.

4-55 MODEL VILLAGE (Not Illustrated) \$3.75
Similar to above only with 8 wooden structures. Ship. wt. 6 lbs.

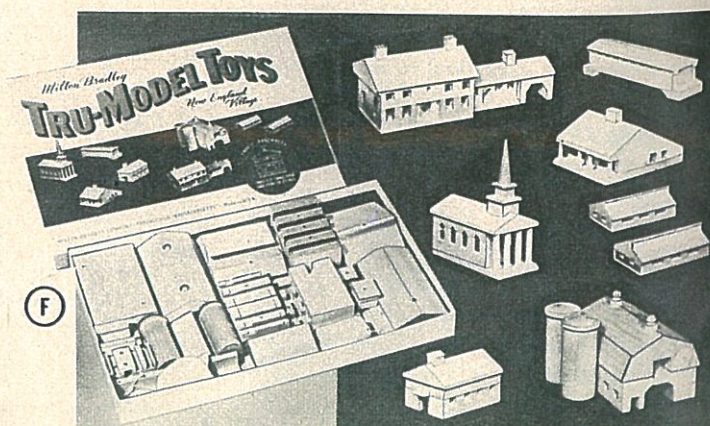

E 4-54 "TOT" RAILROAD \$6.00
(4 yrs. up)—The very first railroad for the "little tots". Many different track layouts can be made with the 26 pieces of plastic railroad equipment, consisting of 12 curved, 6 straight track, 2 switches, 4 bridge sections and 2 dead ends. Loco and three little cars are solidly constructed of wood. Track joints interlock for easy assembly and simple separation. Track can be used for most miniature autos. Ship. wt. 6 lbs.







F 3-81 NEW ENGLAND VILLAGE (Tru-Model Toys) \$5.50
(4 to 8 yrs.)—Ready to assemble and easy to build, this accurately made miniature New England Village includes house and extension, barn, 2 silos, 2 hen houses, church, school, country store and covered bridge. All pieces are hardwood cut-outs with natural wood finish, pegged and holed for assembly into firmly held buildings. Church size 6 1/2" tall, 3" wide, 5" long. Other pieces in proportion. Ship. wt. 4 lbs.



KEYSTONE "TOT" RAILROAD

MANY COMBINATIONS





A 2-401 DINKY MOBILE CRANE\$3.50

A splendid model of the English Coles Mobile Crane; this crane's jib can be raised or lowered by turning one crank handle and the load by turning another. The whole superstructure can be rotated. 7½" high with jib fully extended. Of yellow enameled metal, with rubber wheels. An operator sits in cab of crane. Ship. wt. 2 lbs.

B 2-69 DINKY FODEN FLAT TRUCK\$3.00

Model of a heavy duty flat bed truck with chains for securing load. Has eight wheels and measures 7½". Ship. wt. 2 lbs.

C 2-67 DINKY FARM EQUIPMENT\$3.35

A three piece unit of Massey-Harris farm equipment. Farm Tractor with driver—Manure Spreader with revolving spreader and Disc-Harrow with moving parts. Overall measurement 11". Ship. wt. 2 lbs.

D 2-503 DINKY TRACTOR WITH TRAILER\$3.85

Detailed model of a heavy duty tractor with operator at controls, revolving rubber caterpillar treads and an attachable rubber tired trailer. Of metal, carefully enameled and measuring 8½" overall. Ship. wt. 2 lbs.

E 2-129 DINKY BULLDOZER\$4.50

A scale model of the famous English Blaw Knox machine; blade is raised by pulling back lever which locks in position—lowered by pushing lever forward. Realistic creeper track. Enameled red, cylinders and actuating arms black. 5½" long; scale 11/32" to foot. Ship. wt. 2 lbs.

F 2-230 DINKY DUMPER TRUCK\$2.50

A model of the English Muir-Hill machine with well shaped bucket that dumps its load—driving seat can be turned around so truck may be driven backward with driver facing right direction. Front axles adjustable for curved runs. Enameled bright yellow, wheels have red centers. 5" long; scale 11/32" to foot. Ship. wt. 2 lbs.

G 4-37 TOOTSIE TOY PLAYTIME DELUXE\$3.50

(2½ yrs. up)—These small brightly colored models, exact in every detail and equipped with "Rol-Ezy" rubber wheels, are a perennial delight. This new fleet of 10 models includes 2 streamlined passenger cars, one bus, two oil tankers, two trucks, two airplanes and a rugged little jeep. Average length 5½ inches. Ship. wt. 5 lbs.

H 10-24 BUS TERMINAL AND PLAYING LOUD-SPEAKER\$6.00

(4 to 9 yrs.)—A very busy Bus Terminal all set up. Equipped with two automatic track signals, working luggage conveyor in and out of station, rotating traffic officer, standard bus with luggage compartment and door, actual voice loud-speaker, announcing selected departures and arrivals, operating from special hand-cranked phonograph record. Base 13½ x 23". Ship. wt. 7 lbs.

J 10-23 SERVICE STATION\$8.00

(4 to 9 yrs.)—This 15½ x 24" well equipped two-story service station, made of highly colored masonite and tekwood, is open for business. Everything is here—crank elevator and door, traffic light with changing signals, recirculating water washpit, air reel, two operating gas pumps with nozzle valves, standard lifting lubricating rack, 3 "penny" parking meters on roof, traffic officer, ramp, two cars with lifting hoods, working "gas" tanks and "oil" drains, automatic service door lifting automatically when touched with car bumper. Ship. wt. 8 lbs.

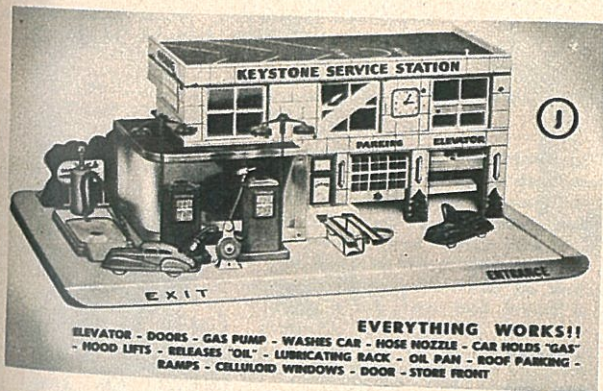

10-22 SERVICE STATION (Not illustrated)\$5.00

Similar to above but somewhat smaller (13½ x 23") and without traffic light, officer, parking meters, and extra car and gas pumps. Ship. wt. 6 lbs.


K 10-4 FIRE DEPARTMENT\$4.75

(4 to 9 yrs.)—Real action for a young fire fighter. As the crank-handle is turned, siren sounds, doors open, and the plastic pump engine, aerial ladder and chief's car roll out from the 9¾ x 17¾" Fire Station by spring action. Pump engine has real pump, aerial ladder will extend and pivot. With the pump engine connected to the hydrant reservoir, the hand operated pump in the engine sprays water to put out imaginary fires. Fire Station is made of highly colored masonite and tekwood. Ship. wt. 6 lbs.







VOICE RECORDING
4 ROUTES
4 CITIES EACH ROUTE



EVERYTHING WORKS!!
ELEVATOR - DOORS - GAS PUMP - WASHES CAR - HOSE NOZZLE - CAR HOLDS "GAS"
HOOD LIFTS - RELEASES "OIL" - LUBRICATING RACK - OIL PAN - ROOF PARKING -
RAMPS - CELLULOID WINDOWS - DOOR - STORE FRONT



EVERYTHING WORKS





A 27-114 ROAD GRADER\$13.95

Authorized scale reproduction of J. D. Adams heavy duty Road Grader for scraping earth. Fine in building or repairing roadway or airport. Painted bright orange. Overall length 25". Ship. wt. 16 lbs.

B 27-169 EUCLID DUMP TRUCK ..\$13.95

Authorized scale reproduction of the famous Euclid "Bottom Dump" Truck. Trailer unhitches from coupling post so that tractor can be used to tow other Model Toys. Steerable front wheels, loads and dumps with a flick of the hand lever. Overall length 27". Ship. wt. 13 lbs.



F 12-14 TIMBER TOTER\$19.95

(4 yrs. up)—The newest, most original, and versatile working model truck built. The Timber Toter is a replica of the full scale logging trucks. It can be used as a logger, lumber, pipe or steel girder hauler, and with flat beds, stake or semi bodies, its possibilities and creative fun are unlimited. The patented Air Horn on hood acts as a steering device. Has die cast aluminum cab with baked enamel finish, welded all steel frame, trailer with adjustable boom and spring action hitch, 18 rubber tired (Goodyear) wheels. Tractor and trailer adjustable to 38" overall length. Logs not included. See below. Ship. wt. 11 lbs.

12-29 LOGS for above Timber Toter. Ship. wt. 5 lbs.\$1.50

MODEL TOYS

(5 yrs. up)—Scale model 1/16 and 1/12, reproductions (good enough to bear the trademark and name of the real ones), and actually perform the same work. Sturdily built, using same metals, paint and designs, even the exact replicas of genuine Goodyear tires.

C 27-106 MOBILE CRANE\$13.95

Reproduction of the Unit mobile crane painted orange and black. It lifts an astonishingly heavy load, aided by realistic movable outriggers with jacks. All action is controlled by cranks and gears, including (360°) swing of cab and the 19 1/2" boom. Both hook and "clam shell" attachments are standard equipment. 11 1/2" long. Ship. wt. 9 lbs.

G 12-42 DYNA-DUMP TRUCK\$18.95

(4 yrs. up)—A top quality truck of rugged construction (will support 250 lbs.) with exceptional play value. Has horn steering arrangement and self-activating spring hoist to lift body for dumping when lever is released. An all steel body, frame and die cast aluminum cab have baked enamel finish inside and out. Its ten wheels are fitted with Goodyear tires. Length, 20", width, 8", height, 7". Ship. wt. 10 lbs.

H 10-9 "RIDE 'EM" LOCOMOTIVE . \$14.50



(3 yrs. up)—Of rugged construction and material. Equipped with loud whistle and ringing bell operated by hand action. Storage space provided in coal tender. Length 28". Ship. wt. 15 lbs.




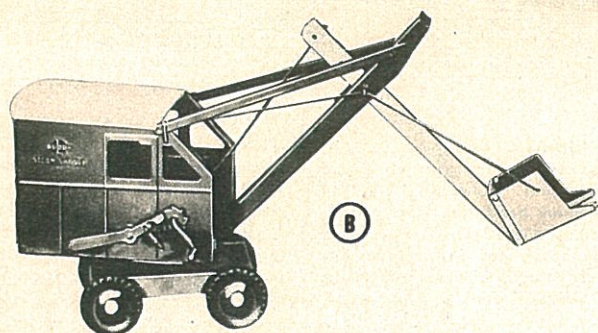

D 27-168 AMERICAN-LAFRANCE AERIAL LADDER TRUCK\$15.95

A masterpiece in miniature. Its aluminum ladders, mounted on a rotating base (360°) elevates and extends nearly 4' above the ground by thumb-screw action. A mock searchlight, bell and two aluminum scaling ladders add to the compelling realism. Overall length 33", height 42". Ship. wt. 11 lbs.

E 27-171 HEILINER SCRAPER\$15.95

(5 yrs. up)—An authorized scale reproduction of the monster "Heiliner Scraper" that actually performs the same work—loads easily and quickly, heavy dirt loads are easily carried and fool-proof finger flick operation makes dumping instantaneous. Heavy steel construction, rubber tired wheels. Nearly 30" long overall, Ship. wt. 14 lbs.





A 12-10 MECHANICAL DUMP TRUCK (Imported)\$15.00
(5 yrs. up) This very fine 15" all metal 6 wheeled dump truck has big truck realism. Driven by strong spring motor with forward, neutral and reverse gears, also universal joint and functioning differential. Has battery operated lights and horn, removable rubber tired wheels with a spare. Doors and hood open. Hand crank tilts body to dump load right or left through the sides that lock or swing open. Entire vehicle can be disassembled even to the motor and wheels with the screw driver and wrench included. Ship. wt. 7 lbs.

B 10-20 BUDDY "L" STEAM SHOVEL \$5.00
(3 yrs. up)—An all steel model finished in baked enamel. Can be rolled up to the point of excavation and there, by hand manipulation made to dig, swing its load and dump its shovel full. Height 13". Ship. wt. 6 lbs.

C 12-17 BUDDY "L" GREYHOUND BUS \$6.00
(3 yrs. up)—An authentic reproduction of the nationally famous Greyhound bus. Of durable metal construction, bus runs straight or in circles, has flashing tail light, ringing bell, opening front door and automatic brake. Entirely mechanically operated. 16 $\frac{3}{4}$ " long, 4 $\frac{1}{2}$ " wide and is 4 $\frac{3}{4}$ " high. Ship. wt. 4 lbs.

D 10-5 TRACTOR HAND CAR AND DUMP CART\$13.95
(2 $\frac{1}{2}$ to 4 yrs.)—An all metal combination that provides exercise for the arms and back muscles. The tractor is propelled by pushing and pulling the handle (rowing action) and is steered by the foot rest. Measures 22" long, is brightly enameled, has heavy tractor rubber tired rear wheels and an adjustable seat. The small attachable dump cart with hand dump action measures 18" overall and has all metal wheels. Ship. wt. 23 lbs.

FAMOUS SMITH MILLER TRUCKS. For more fun and constructive play these four trucks represent the new models of the "Famous Trucks in Miniature" with "big truck" realism.

E 27-94 MOBILGAS TANKER Ship. wt. 8 lbs.\$12.95
(3 yrs. up)—Replica of streamlined heavy duty 32' oil and gas tanker. Red cab and trailer with "Mobilgas" insignia and lettering. Die cast aluminum frames. Floating tandem duals, 14 treaded rubber tire wheels. Side port with double hose and nozzles. 22 $\frac{1}{4}$ " long, 6 $\frac{1}{8}$ " wide, 5 $\frac{3}{4}$ " high.

F 27-173 ARMY MATERIAL TRUCK\$14.95
(3 yrs. up)—The latest model. Material truck with die cast aluminum frame, mounted on rubber tired wheels. Regulation OD paint with U. S. Army insignia. Load of 2 crates, 2 timbers, 3 barrels, with OD tarpaulin and rope lashings. Size 18 x 8 x 6 $\frac{1}{2}$ " wide. Ship. wt. 10 lbs.

G 10-2 TRITON OIL TRUCK\$7.95
(3 yrs. up)—Petroleum delivery vehicle with die cast aluminum frame mounted on rubber tired wheels. Has bright aluminum body with orange cab and 3 "Royal Triton" oil-drums that can be used as banks. Length 14", width 5 $\frac{1}{2}$ ", height 5 $\frac{1}{2}$ ". Ship. wt. 6 lbs.

H 27-174 ARMY RACK TRUCK Ship. wt. 9 lbs.\$13.95
(3 yrs. up)—An 18 $\frac{1}{2}$ " metal O. D. version of the standard army personnel carrier with 4 color U. S. Army insignia, as well as Air Force star on cab top and rear fenders. Has 2 overhead tarpaulin ribs, and 10 rubber tired wheels.

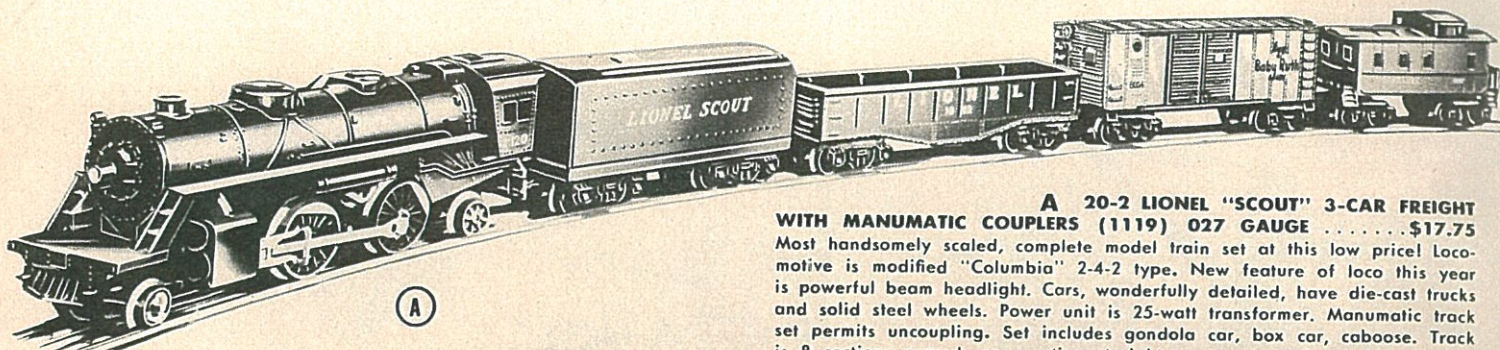
J 27-161. AERIAL LADDER Ship. wt. 16 lbs.\$24.95
(4 yrs. up)—Finest of all miniature trucks featuring realistic mechanical details. Aerial ladder extends to 4 feet on rotating base. Two extra aluminum scaling ladders included. Painted for realism. Length 28 $\frac{1}{2}$ " wide 12"

Lionel Trains

WITH **MAGNE-TRACTION!**

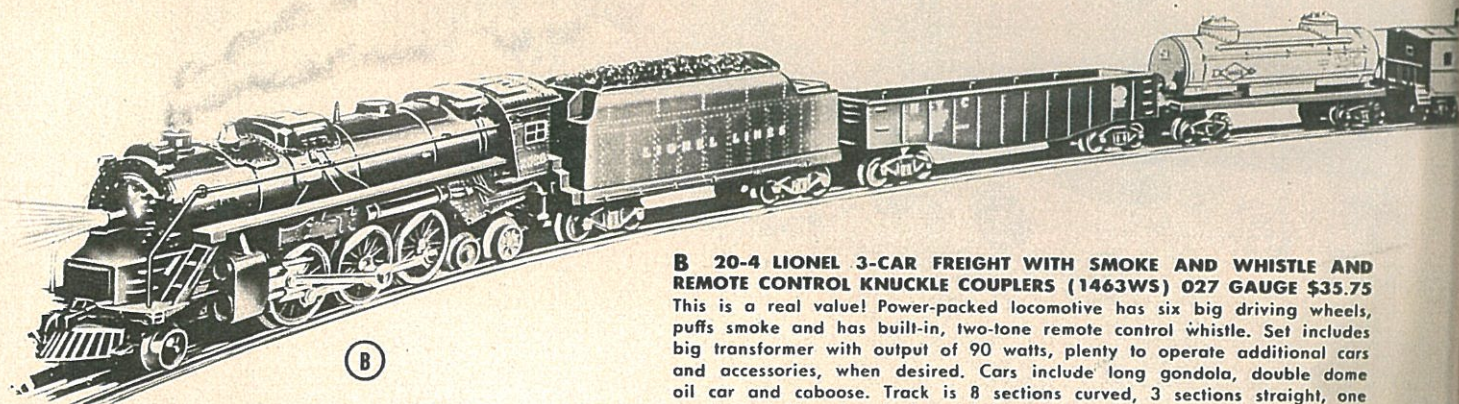
Be sure to ask us about amazing Magne-Traction*, Lionel's exclusive method of magnetizing driving wheels of locomotives to give them positive traction. Magne-Traction adds to the thrill of big-train action — provides more pull, more power, more speed than ever before. It's a thrill you get only with LIONEL TRAINS.

*Available in all "O" sets and in most "027" sets.



A 20-2 LIONEL "SCOUT" 3-CAR FREIGHT WITH MANUMATIC COUPLERS (1119) 027 GAUGE\$17.75

Most handsomely scaled, complete model train set at this low price! Locomotive is modified "Columbia" 2-4-2 type. New feature of loco this year is powerful beam headlight. Cars, wonderfully detailed, have die-cast trucks and solid steel wheels. Power unit is 25-watt transformer. Manumatic track set permits uncoupling. Set includes gondola car, box car, caboose. Track is 8 sections curved, one section straight, one manumatic section. Lockon, lubricant, instruction booklet. Ship. wt. 14 lbs.




B 20-4 LIONEL 3-CAR FREIGHT WITH SMOKE AND WHISTLE AND REMOTE CONTROL KNUCKLE COUPLERS (1463WS) 027 GAUGE \$35.75

This is a real value! Power-packed locomotive has six big driving wheels, puffs smoke and has built-in, two-tone remote control whistle. Set includes big transformer with output of 90 watts, plenty to operate additional cars and accessories, when desired. Cars include long gondola, double dome oil car and caboose. Track is 8 sections curved, 3 sections straight, one remote control section. Lockon, lubricant, instruction booklet. Ship. wt. 16 lbs.

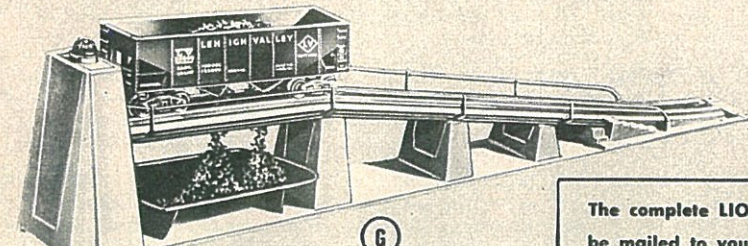
F 20-38 LIONEL OPERATING OIL DERRICK AND PUMP (455) \$9.95

Since this accessory appeared, oil fields have popped up all over the country in model railroad empires. Colorful action! "Walking beam" of pump moves with slow rocking motion. Large oil pipe is illuminated and simulates flow of oil. Tackle inside derrick can be operated manually. Includes aluminum oil drums. Base measures 9 1/4" by 5 1/2". 14 1/2" high. Ship. wt. 6 lbs.







G 20-39 LIONEL OPERATING COAL RAMP AND OPERATING HOPPER CAR (456) \$18.50

Three separate remote control actions! When shunted into place, hopper automatically couples to ramp. First control button uncouples switching train. Second button unloads hopper into bin below. Third button releases hopper from ramp coupler letting it roll away. Set includes ramp with controller switch, hopper car and bin. Measures 35" long, 3 1/4" wide, 6 1/4" high. Ship. wt. 9 lbs.

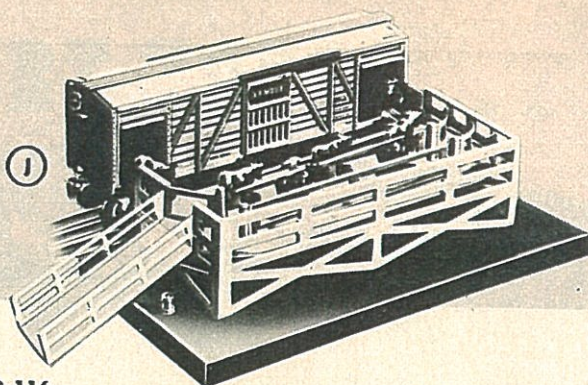


The complete LIONEL Catalog will be mailed to you upon request.






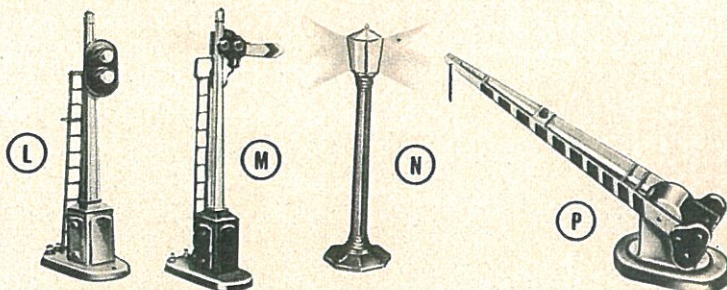
H 20-115 LIONEL OPERATING MILK CAR AND PLATFORM (3472) . . . \$11.50
Most popular of all Lionel operating cars. When remote control is applied, door of car opens and tiny milkman picks up milk cans and places them, one at a time, on the platform. Pure white car and stainless steel platform add sanitary appearance. Cans are reloaded in car through hatch in roof. Platform 5" by 7 1/2". Ship. wt. 3 lbs.



J 20-116 LIONEL OPERATING CATTLE CAR AND PLATFORM (3656) . . . \$15.95
A really spectacular performer! At pressure of remote control button, car doors open and tiny cattle troop out of car through corral gates and back into car again. Corral gates can be adjusted so that cattle may take three different routes. No remote control needed. Set includes nine head of cattle. Corral base is 6 1/2" by 9 1/2". Ship. wt. 4 lbs.



K 20-23 LIONEL AUTOMATIC GATEMAN (145) \$7.25
Plenty of action for highway crossings. As train approaches tiny gateman pops out of house waving lantern. After train passes, back in he goes. Base measures 5 3/4" by 7". 6 3/4" high. Ship. wt. 4 lbs.



L 20-112 LIONEL AUTOMATIC BLOCK SIGNAL (153) . . . \$5.00
Will actually stop a following train! When first train passes, signal changes from green light to red. While this train is still in the block, signal will slow or halt following train. Stands 9" high. Ship. wt. 2 lbs.

M 20-82 LIONEL AUTOMATIC SEMAPHORE (151) . . . \$5.95
Operates just like real railroad semaphores. As train nears, blade is up-right and light is green. After train passes, blade drops and red light warns following trains. Stands 9 7/8" high. Ship. wt. 2 lbs.

N 20-56 LIONEL LAMP POST (71) . . . \$1.00
For illuminating model streets or station platforms. Handsomely designed. Enamel finish. 6" high. Ship. wt. 1 lb.

P 20-73 LIONEL AUTOMATIC CROSSING GATE (252) . . . \$3.95
New in design. As train approaches, gate lowers into position and lights glow red. After train passes, gate rises and lights go out. Arm is 9 3/4" long. Ship. wt. 2 lbs.

C 20-25 LIONEL 4-CAR FREIGHT WITH MAGNE-TRACTION, SMOKE AND WHISTLE AND REMOTE CONTROL KNUCKLE COUPLERS (1469WS) 027 GAUGE . . . \$48.50
Here's a lot of railroading all in one set. Handsome, sturdy 2-6-4 locomotive has built-in, two-tone whistle and puffs smoke just like real! Cars are all-purpose, extra-long gondola, "Sunoco" double dome oil car, Lehigh Valley hopper and caboose. Power furnished by Lionel 90-watt transformer, which has both whistle and directional control throttles. Track is 8 sections curved, 3 sections straight, one remote control section. Lockon, lubricant, instruction booklet. Ship. wt. 18 lbs.

D 20-16 STEAM TURBINE WITH MAGNE-TRACTION, SMOKE AND WHISTLE — 4-CAR FREIGHT—REMOTE CONTROL KNUCKLE COUPLERS (2163WS) 0 GAUGE . . . \$60.00

Power unit is replica of the famous 2-8-4 Berkshire type steam locomotive. Beautifully scale detailed—has exciting side rod action. Puffs smoke and has built-in, two-tone whistle. Train includes new refrigerator car, gondola with barrels, double dome "Sunoco" tank car and illuminated caboose. Tracks are 8 sections curved, 7 sections straight, one UCS remote control section. Lockon, lubricant, instruction booklet. This set does not include a transformer—transformer must be purchased separately. See below for recommended transformer. Ship. wt. 18 lbs.

E 20-1 SANTA FE DOUBLE DIESEL WITH MAGNE-TRACTION, BUILT IN HORN AND 5-CAR FREIGHT — REMOTE CONTROL KNUCKLE COUPLERS (2175W) 0 GAUGE . . . \$70.00

Locomotive is one of the most powerful model engines ever built—power unit contains two direct drive worm gear motors. Has realistic remote control Diesel horn—complete authentic Santa Fe markings. Five-car freight includes operating box car from which tiny trainman pops out the door by remote control. Other cars are double dome tank car, hopper car, gondola with barrel cargo, illuminated caboose. Tracks are 8 sections curved, 7 sections straight, and one UCS remote control section. Lockon, lubricant, instruction booklet. This set does not include transformer. See below. Ship. Wt. 21 lbs.

20-24 TRANSFORMER KW 190 WATTS (Not Illustrated) . . . \$22.50
Sold only with train sets. Ship. wt. 12 lbs.

"O" SWITCHES

20-53 022 Non-derailing Remote Control Switches . . . \$22.50 pr.
Ship. wt. 5 lbs.
20-63 042 Manual Switches . . . \$10.95 pr.
Ship. wt. 4 lbs.

R "027" SWITCHES

20-108 1121 Remote Control Switches . . . \$12.95 pr.
Ship. wt. 3 lbs.
20-60 1024 Manual Switches . . . \$5.75 pr.
Ship. wt. 2 lbs.

S "O" TRACK

20-55 OC Curved Track . . . \$.30
Ship. wt. 6 pieces 1 lb.
20-54 OS Straight Track . . . \$.30
Ship. wt. 6 pieces 1 lb.
20-51 1/2 OC (half section) . . . \$.30
Ship. wt. 6 pieces 1 lb.
20-48 1/2 OS (half section) . . . \$.30
Ship. wt. 6 pieces 1 lb.




"027" TRACK

20-57 1013 Curved Track . . . \$.25
Ship. wt. 6 pieces 1 lb.
20-58 1018 Straight Track . . . \$.25
Ship. wt. 6 pieces 1 lb.




American Flyer



A 20-220 AMERICAN FLYER 3-CAR FREIGHT SET. (501T)\$23.95


Looks and performs like an expensive electric train, yet it carries a low, low price tag. Locomotive is 3/16" scale model of famous "Atlantic" type and, as it streaks over the rails, it puffs real smoke (harm-

less, non-smudging) and gives off realistic choo-choo-choos. Smoke and choo-choo are in ratio to train speed. Set includes Box Car, Hopper Car and Caboose, plus 120" of 2-rail track—American Flyer exclusive—and Transformer. Outfit is 3 ft., 3/4 in. long. Ship. wt. 12 lbs.



B 20-232 AMERICAN FLYER "PACIFIC" FREIGHT (4904T)\$32.50

Here's real value: a three-car American Flyer "Pacific" type freight outfit, complete with locomotive that puffs smoke and sounds off with realistic choo-choos, a powerful 75-watt transformer, box car, hopper car and caboose and 140" of 2-rail "T" track. Big loco has smooth worm drive motor and six giant driving wheels. Train measures 3 ft., 4 1/2 in. long. Ship. wt. 16 lbs.



C 20-245 AMERICAN FLYER DIESEL PASSENGER SET (5108W)\$69.50

One of the finest electric trains ever made—the new American Flyer Santa Fe Diesel streamlined passenger train, headed up by a twin-unit locomotive that has TWO giant warm-drive motors! A sleek, streamlined beauty from end-to-end that performs like a thoroughbred. Hugs the rails as if born to them, even at high speeds. Full

scale length: locomotive alone nearly TWO feet. Train with cars is 5 ft., 1 1/2 in. Authentic red-yellow Santa Fe markings. Cars are all-aluminum with silhouetted passengers in window. Die cast trucks of cars and loco packed with detail. Set includes Locomotive "A" and "B" units, baggage car, vista dome pullman, observation car, whistle control and 180 inches of two-rail track. Ship. wt. 13 lbs.




D 20-161 WHISTLING BILL BOARD (577)\$6.95

Sounds just like real locomotive whistle—type whistle, familiar to millions. All by remote control you can sound long blasts or short toots. Colorful railroad bill board; mechanism in base. 4" x 7 1/2" x 4". Ship. wt. 2 lbs.


F 20-216 REVOLVING AIRCRAFT BEACON (769A)\$3.50

Completely automatic in action: revolving light swings alternate red and green beacon in 360° circle, warning all aircraft. Girder-type structure on 5" square base. Stands 12" high. Action is continuous once current is on. Ship. wt. 3 lbs.



E 20-238 WAYSIDE STATION. (586F) \$4.50

Every well-equipped model railroad needs at least one of these colorful stations, similar to kind seen along suburban and commuter lines. Twin bulb illumination for striking night scenes. Has two figures: Redcap and Baggage Truck with Operator. 12" long, 5" high, 3 3/4" wide. Ship. wt. 3 lbs.



G 20-215 AMERICAN FLYER TALKING STATION. (755A) \$19.95

One of the most popular accessories ever made! Amazing action: concealed mechanism automatically halts train, while from interior comes such sounds as train whistles, bells, conductor's announcements, hissing steam, etc. Then train automatically resumes trip. Has new resistor unit.