

1965 to 1966  
ORIGINAL LINCOLN LOGS  
DESIGN SHEET

For 3/4-in. Logs

8 ½ in. wide by 11 in. tall

4 Pages



Have fun all day and learn while you play with...

## Original LINCOLN LOGS

*America's National Toy  
for more than  
a quarter century*


LINCOLN LOGS were the first and are the finest log construction toy. LINCOLN LOGS recreate pioneer structures from round miniature logs—just as Abraham Lincoln and the pioneers cut the trees to build their cabins and forts. Fathers and mothers will recall playing with LINCOLN LOGS when they were your age. Your logs, like theirs, are based on a  $\frac{3}{4}$ " multiple unit system of construction. All LINCOLN LOG sets, regardless of size of set, are interchangeable. Should you need more pieces for a structure of your choice you can add to the material by combining it with any other LINCOLN LOG set.

### It's easy to build with LINCOLN LOGS!


Follow this step by step instruction so that you can build the many kinds of buildings made with LINCOLN LOGS.




1. Place half logs on the table or floor for a sturdy foundation. Any structure you choose to build will always start with half logs.




2. Place the 2 notch logs (or 3 notch logs, if your set includes them) across the half logs at the ends. Fill in notches of the half logs with small 1 notch logs.



3. Place the 2 notch logs across the small 1 notch logs in front and back as we show you. Start the doors with small 1 notch logs at each corner in the back.




4. We have laid out enough of the small 1 notch logs to finish doors and start windows for the next three layers of your building. Note how easily they interlock as you use them.



5. Finish the top by using a 2 notch log at the rear and additional small 1 notch logs in the remaining spaces so that your cabin is the same height on the ends.


6. Turn the page to note how snugly the gables fit on the top 1 notch logs at the ends of all buildings. The roof planks which have shaped edges fit into the slots of the gables. The flat roof pieces lay on the thick gables as pictured. Place the chimney on top for a completed cabin.



See what projects school children have completed by using a combination of sets and their own imaginative accessories.  
(CARDBOARD ROOFS AND CARDBOARD FENCES NOT INCLUDED IN ANY SET)

These models — and many more — are made with sets  
No. 1C, 3C, 5C, 4CF and 6CF.

MOST MODELS ARE MADE WITH ROOF ON AS WELL AS




These models — and many more — are made with sets  
No. 2C, 5C, 4CF and 6CF.



ROOF OFF TO BETTER SUGGEST CONSTRUCTION METHODS.

These models — and many more — are made with sets No. 3C, 5C, 4CF and 6CF.



These models — and many more — are made with sets No. 5C and 6CF.






# LINCOLN LOGS

The log cabin is part of our heritage—part of our life and legend as Americans . . . and re-creation of that legend through the building of log cabin replicas is an important part of our childhood memories.

**Lincoln Logs** supply the stimulus for innumerable imaginative excursions into our exciting past. They are truly an American toy . . . and as much an American institution as the log cabin itself!

The sets illustrated below are extra special—perhaps one is like the set you own—because of the figures. The animals and pioneers figures are scaled in vinyl and brightly colored. They fit the cabins and forts to add play value to your structures. When you want to add material to the set you own—*any current LINCOLN LOG set will interchange—*you will want to buy the sets with figures.



## HINTS ON OTHER USES FOR LINCOLN LOGS

Lincoln Log material can be loaded and unloaded as logs with trucks and train cars • Tunnels and garages can be made through which trains and trucks will move • Lincoln Logs add to the realism of train layouts when used with

a building as a lumber mill • Lincoln Logs make parking lots, rodeo grandstands, stables, lean-to shelters, stations, sheds, corrals, inns, and, of course, every variation of cabins, blockhouses and forts.