

# TRAINS

**SMOKE AND CHOO-CHOO!**  
**BUILT-IN AIR CHIME**  
**WHISTLE!**  
**REAL TWO-RAIL "T" TRACK!**  
**AUTHENTIC SCALE**  
**MODELING!**




**20-222 AMERICAN FLYER "PACIFIC" PASSENGER SET (5103WT)**  
 (Not illustrated) .....\$42.50  
 Packed with railroading thrills — and railroading realism! Not only does this American Flyer scale model passenger train puff real smoke and make choo-choo sounds, but it blows (by remote control) a built-in Air Chime Whistle! Just like real-life Air Chime Whistles — railroading's newest feature — it blows long blasts or short toots with no grinding motor build-up. Set also has two illuminated coaches and baggage car plus 140" of two-rail track and 75-watt transformer. Train measures 4 ft., 2 in. long. Ship. wt. 16 lbs.

## SEND FOR FREE CATALOG!

Big 48-page four-color catalog packed with pictures of AMERICAN FLYER TRAINS and GILBERT TOYS. Send to:


**F. A. O. SCHWARZ**  
 745 Fifth Ave., N. Y. C. 22.



**H 20-217 OPERATING STOCKYARD AND CAR (771) .....\$14.95**

Fascinating American Flyer automatic accessory! When remote control button is pressed, steers are set in motion and mill about in each pen. Open exit gate and cattle troop up ramp and into car! Move car up, open door and stock file down ramp into pen again! Sturdy, all-metal house and corral fence, colorfully enameled. Car included. Stock Yard is 11" long, 10 1/2" wide, 2 3/8" high. Car 7 13/16" long. Ship. wt. 6 lbs.


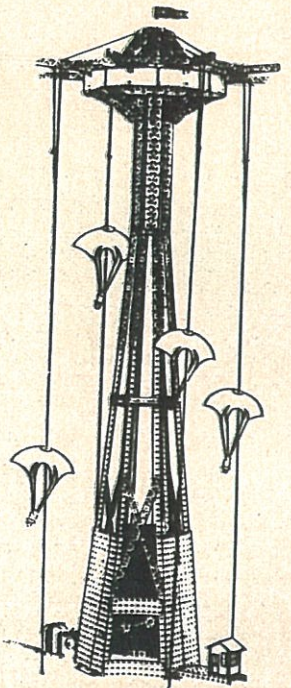
# GILBERT TOYS ..... ERECTOR



**A 19-65 ERECTOR SET (6 1/2) .....\$12.95**

For sheer fun there has never been anything to equal Erector sets! Step-by-step you build exciting models, like Airplane Ride (right) and HUNDREDS of others! Set includes powerful electric motor and more than 350 parts. Hinged chest measures 18" long, 10" wide, 3" high. Ship. wt. 12 lbs.

Exciting  
**AIRPLANE RIDE—**  
 make it with  
 No. 6 1/2 ERECTOR!




**B 11-36 ALL-ELECTRIC ERECTOR SET. (8 1/2) .....\$22.50**

Nearly 16 POUNDS of Erector parts make up this massive set which builds hundreds of interesting models: Ferris Wheels, Derricks, Bridges, etc. Includes 4-speed forward-reverse electric motor and Magic-Twist coupling. Big hinged cover chest is 20 1/4" long, 12 1/4" wide, 2 3/4" high. Ship. wt. 19 lbs.

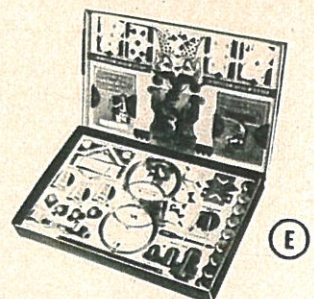
**C 4-20 AMUSEMENT PARK ERECTOR (10 1/2) .....\$35.00**

Literally, an Erector set to last for a lifetime of use! Nearly 25 POUNDS of steel parts—a toy factory in itself! Builds Parachute Jump, Merry-go-Round, Windmill, Airplane Ride, Power Plant, etc., etc. The list is endless. Powerful electric motor included. Big red metal hinged cabinet measures 22" long, 13 1/8" wide, 2 3/4" high. Ship. wt. 28 lbs.



**D 12-3 GILBERT CHEMISTRY SET (7) .....\$9.95**

A perfect Christmas gift! Not only does this set enable user to perform 389 thrilling chemistry experiments, but it tells how, in addition, to do 80 glass blowing experiments! Big, two-compartmented chest stands 11" high and opens to 28 7/8" width. 67 pieces of apparatus and chemicals. Huge instruction book by Prof. Johnson, Yale chemist. Ship. wt. 6 lbs.



**E 4-64 GILBERT MYSTO MAGIC SET (5A) .....\$9.95**

Ingenious, mystifying tricks from all parts of the globe—and you can master them in just a few hours of fascinating practice. Includes Acrobatic Wedding Ring, Multiplying Billiard Balls, Vanishing Rabbit, Magic Keys and many others. Also, make-up kit and magic show poster, plus THREE magic books. A real value! 20 3/8" long, 12 1/2" wide, 2 1/2" high. Ship. wt. 6 lbs.