
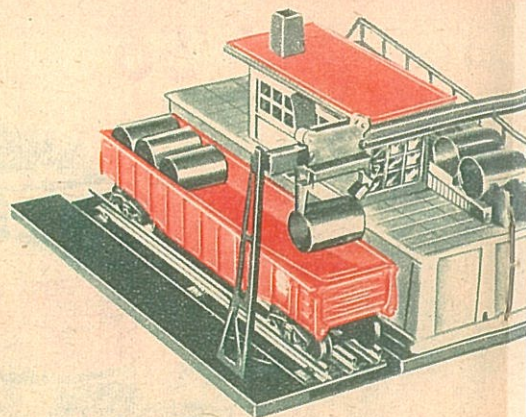


# SEE LIONEL'S EXCITING NEW ACC




**NEW No. 464 Operating Lumber Mill**—Here's a real-as-life buzzing lumber mill. Logs are placed in entry bin manually or by Lionel's operating log car and are conveyed into mill by remote control. Then they come out the other side as dressed lumber. Logs, dressed lumber and controller included. Dimensions: 16½" by 6", 6" high.



**NEW No. 342 Operating Culvert Loader**—This set loads culvert pipes into a special gondola by remote control. Travelling crane picks up sections one at a time and drops them into car. Set includes station, special gondola, culvert pipes and controller. Station measures 11½" by 10", 6" high. Car 10½".



No  
hot  
to  
wa  
bo




**NEW No. 111 Trestle Set**—This set contains 10 large piers (all the same size). Can be used to extend the No. 110 set of graduated piers. For use with Magne-Traction locos. Either "O" or "O27" track.

**No. 110 Graduated Trestle Set**—A complete set of 24 graduated piers that will make an overpass and a number of other overhead arrangements. For use with Magne-Traction locos. "O" or "O27" track.

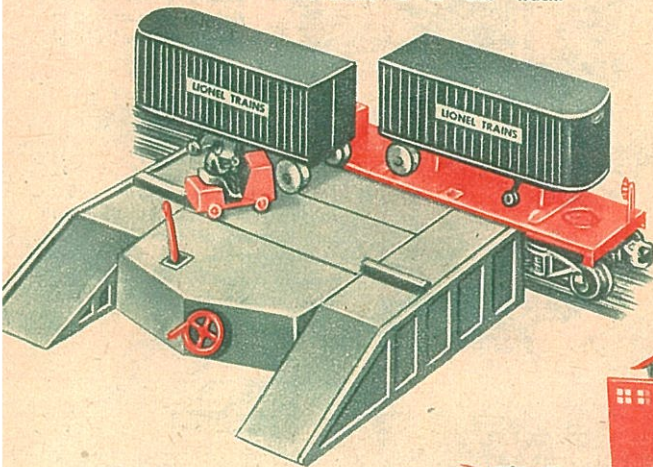
**NEW No. 3650 Searchlight Extension Car**—Perfect for raiiside work. The powerful searchlight can be removed from car. Current is fed to light from wire on rotating cable reel in center of car. Cable can be wound and unwound by hand crank. Car is 9½" long.




**No. 460 Piggy Back Transportation Set**—Hand crank and lever on platform makes tiny lift truck move miniature trailers on or off car. This set includes platform, trailers and special flat car.



**No. 450 Operating Signal Bridge**—Spans two tracks. Passing train changes lights from green to red to warn following train. Contactor is included. Measures 10½" wide, 7¾" high.



**No. 145 Automatic Gateman**—As train approaches, gatekeeper rushes out swinging lantern. When train has passed he goes back in and door closes. Contactor included. Measures 5¾" by 7", 4½" high




**No. 395 Floodlight Tower**—Contains four swivelled spotlights that can be turned individually in any direction. 5" by 5", 11½" high. Wire included.

**No. 494 Rotary Beacon**—Throws a red beam in one direction, green in the other. "Vibrator" action rotates light head constantly. Measures 11¾" high. Wire included.



**NEW No. 257 Wayside Station with Horn**—Diesel horn can be sounded at will by push-button control. Powered by dry cell battery contained in station. Measures 15" by 5", 5½" high.



**No. 155 Blinking Signal with Bell**—Twin red lights flash and bell rings as train approaches crossing. Action stops when train has passed. 8¼" high.

**NEW No. 253 Automatic Block Signal and Control**—Will stop a train for a period that can be adjusted by a lever in base. Releases train as light changes from red to green. Height 7".

